



# Delridge Line









Final Design Update



## Transit Details

### Delridge Way SW: Final Design

 **Transit key**

-  New 24/7 bus lanes
-  New peak bus lanes, off-peak parking
-  Existing shared travel lanes
-  New bus queue jump signal\*
-  New RapidRide station north and south bound

\*A bus queue jump is a traffic signal that gives buses in a separate bus lane an early green to get ahead of other vehicles at traffic lights to reduce delay and increase bus reliability.